

Colors and Finishes

Colors shown here are reproduced as close as possible to actual product color within the limitations of printing technology.

Actual color chips are available upon request.

Panel colors availability are shown on product pages.

G denotes colors available for grid.

M denotes colors available for metal.

Variations in recommended color matches of system components to ceiling panels can result from slight difference in texture, room lighting and subjectivity of observers.






























PRESTIGE PREMIUM COLORS

 452 Aqua Shoreline G M	 218 Mint G M	 151 Quartz G M	 435 Gray Ice G M	 455 Cocoa Shell G M	 440 Frosted River G M	 238 Ice Blue G M
 104 Tapioca G M	 114 Boston Coffee G M	 113 Straw G M	 197 Teal G M	 240 Blue Gray G M	 277 Cedar G M	 280 Rosewood G M
 447 Cinnamon G M	 446 Treetop Green G M	 436 Violet Star G M	 278 Dawn G M	 445 Cajun Spice G M	 443 Toffee Fate G M	 454 Palmetto Olive G M
 444 Blue Sky G M	 279 Sienna G M	 161 Chinese Red G M	 158 Real Red G M	 437 Midnight Blue G M	 256 True Blue G M	 263 Plum G M
 167 Brick Red G M	 495 Cardinal Red G M	 215 Forest Green G M	 246 Federal Indigo G M	 438 Royal Amethyst G M	 174 Garnet G M	 442 Burgundy Brick G M
 112 Sand Dollar G M	 106 Vanilla Creme G M	 274 Cloud White G M	 283 Cobblestone G M	 270 Pearl Gray G M	 102 Fossil G M	 453 Desert Sand G M
 111 Oyster G M	 287 Charcoal G M	 449 Fortune Gray G M	 448 Camel Brown G M	 450 Khaki Cloth G M	 439 Mystic Moss G M	 241 Slate G M
 88 Flat Black G M	 441 Brown Bear G M	 288 Gunmetal G M	 451 Forest Jade G M	 198 Spruce G M	 386 Gloss Black G M	






NATURAL STANDARD COLORS

 431 White Wash G	 27 Parchment G	 427 Glass Block G	 29 Platinum G	 429 Silver Lining G	 33 Manilla G	 428 Yellow Flash G M
 430 Beige Breeze G	 28 Tan G	 425 Wet Clay G	 47 Cameo G	 46 Blush G	 30 Haze G	 426 Silver Plate G
 25 Adobe G	 432 Blondwood G	 03 Bronze G	 81 Non-Metallic Bronze G	 07 Walnut Grain G	 137 Ebony Bronze G	

METAL COLORS AND FINISHES

 520 Polar White M	 01 White G M	 379 Gloss White G M	 431 White Wash M	 527 Champagne Metallic M	 536 Brown Metallic M	 56 Bright Brass M	 16 Brasscoat Anodized G M
 521 Nickel M	 529 Nickel Metallic M	 535 Classic Gold Metallic M	 369 Brushed Gold M	 600 Stainless Steel 02B G M	 23 Sandstone G M	 528 Sandstone Metallic M	
 21 Copper Metallic M	 509 Coppercoat Anodized G M	 378 Brushed Aluminum M	 524 Silver M	 530 Sky Metallic M	 534 Natural Metal Metallic M	 504 Satin Silver Anodized M	
 371 Preferred Lacquer Mill M	 08 Black G M	 386 Gloss Black G M	 531 Green Metallic M	 44 Satin Silver M	 58 Bright Mirror M	 14 Chromecoat Anodized G M	

MetalWood™ FINISHES

 650 Maple M	 651 Cherry M	 653 Oak M	 652 Pumpkin Maple M	 654 Karri M
--	---	--	--	--