

---

A c o u s t i c a l

---

C e i l i n g s

---

C r o s s - R e f e r e n c e

---

G u i d e

---



THE FIRST NAME IN CEILINGST<sup>TM</sup>

# C O N T E N T S

<b>CELOTEX</b>	PG
BAROQUE .....	4
BAROQUE CUSTOMLINE .....	5
BEVEL EDGE CASHMERE .....	9
CASHMERE .....	8
CASHMERE DESIGNER SERIES .....	9
CASHMERE INTEGRATED ACCENTS .....	9
CHASE .....	6
CHASETONE .....	6
EVEREST .....	6
EVEREST DESIGNER .....	6
FINE FISSURED .....	6
FINE FISSURED 224 .....	5
FINE FISSURED 448 .....	5
FINE FISSURED 812 .....	5
FISSURED .....	4
FLUTED EDGE CASHMERE .....	9
FRAMEWORKS .....	9
HIGH NRC BAROQUE .....	8
HIGH CAC CASHMERE .....	8
HIGH NRC TEXTURETONE .....	8
LEBARON SERIES .....	6
NATURAL FISSURED .....	7
NON-DIRECTIONAL PERFORATED .....	4
NON-DIRECTIONAL PERFORATED STIPPLED .....	4
OGEE EDGE CASHMERE .....	9
RADIUS EDGE CASHMERE .....	9
STIPPLED UNPERFORATED .....	4
TEXTURED BAROQUE .....	5
TEXTURETONE .....	7
TIER EDGE CASHMERE .....	9
ULTRA 90+ .....	7
VANTAGE 10 .....	7
VINYL GUARD .....	8
VINYLTONE .....	8

**Fire-Rated Panels:**

**Celotex** – Protectone (PR)

**Armstrong** – Fire Guard (FG)

**USG** – Firecode (FC).

**Please Note:** This compilation is designed to provide a quick reference comparison chart between products similar in appearance produced by the ceiling panel/grid manufacturers. This cross-reference list is intended as a guide and is not meant to represent that products within the same category are identical substitutes. Please consult manufacturer's catalog for specific technical data required.

# I N D E X

<b>ARMSTRONG</b>	<b>PG</b>				
301	4	823 (FG)	4	338 (FC)	4
302	4	824 (FG)	4	339 (FC)	4
303	4	833 (FG)	5	344	4
304	4	838 (FG)	5	345	4
507	7	839 (FG)	4	346	4
508	9	840 (FG)	4	414	6
510	9	868 (FG)	8	415 (FC)	6
511	9	869 (FG)	8	416 Chex/16	6
512	9	870 (FG)	8	418	6
513	9	871 (FG)	8	427 Checkline	6
514	9	890 (FG)	4	436 Chex/36	6
520 (FG)	7	895 (FG)	4	448 Chex/4	6
521 (FG)	7	896 (FG)	4	450	6
530	7	898 (FG)	4	462	4
531	7	1728	6,7	464	4
532	8	1729	6,7	472 (FC)	4
533	8	1732	6,7	474 (FC)	4
534	8	1734	6,7	506	4
535	8	1752	4	507	4
536	7	1753	4	517 (FC)	4
537 (FG)	7	1765	5	560	4
538	8	1766	5	562	4
539	8	1767	5	585 (FC)	4
549	8	1781	7	586 (FC)	4
550	8	1782	7	632	4
552	7	1791	7	633	4
554	7	1792	7	649	5
556	8	1830 (FG)	6,7	701	9
557	9	1831 (FG)	6,7	706	7
558	8	1833 (FG)	6,7	707	7
561	9	1835 (FG)	6,7	708	7
577 (FG)	8	1870 (FG)	7	711	7
578 (FG)	6,8	1871 (FG)	7	714 (FC)	7
580	8	2195	4	715 (FC)	7
584	6	2758 (FG)	5	748	6
585	9	2761 (FG)	5	912	5
589	6	2765	5	914	5
591	9	2766 (FG)	5	921 (FC)	7
616	9	2767	5	922	7
627	9	2768	5	924	5
703	4	2775	5	926	5
704	4	2776	5	927	5
705	4	2777	5	946	5
734	5	2778	5	947	5
735	5	2790	5	948	5
737	5	2833	4	960 (FC)	7
739	8	6406	6	962 (FC)	7
751	4	6407	6	990	7
755	4	6467	4	992	7
756	4			3148	8
758	4			3173	8
759	4			3178	8
763	4			3260	8
762	4			3270	8
764	4			3465 (FC)	5
768	8			3470 (FC)	5
769	4			3472 (FC)	5
770	4			3565	5
772	4			3567	5
773	4			3570	5
815 (FG)	4			3571	5
816 (FG)	4			3575	5
				3576	5
				3578	5
				3845 (FC)	5
				4800	4
				4801	4
				4805	4
				4850 (FC)	4
				4851 (FC)	4
				4970 (FC)	4
				4971 (FC)	4
				5551	4
				5780	4
				5866	4
				5869	4
				5890	4
				5891	4
				5893 (FC)	4
				5894 (FC)	4
				56060 (FC)	8
				56090 (FC)	8
				56091 (FC)	8
				56093 (FC)	8
				56094 (FC)	8
				56092 (FC)	8
				56096 (FC)	8
				56099 (FC)	8
				70073	8
				71606	8
				72015	9
				72016	9
				72075	9
				72210	9
				72215	9
				72210	9
				72715	9
				72716	9
				76201	8
				76575	8
				76579 (FC)	8
				76775	8
				76779 (FC)	8
				76907	8
				76975	8
				76979 (FC)	8
				78080	9
				78081	9
				78085	9
				78086	9
				78575	8
				78775	8
				78780	9
				78781	9
				78785	9
				78786	9
				78975	8
				86785 A	7
				86985 A	7

<b>USG</b>	<b>PG</b>
101	7
102	7
131	7
132	7
133	7
136	7
140 (FC)	7
141 (FC)	7
323	4
330	4
334	4
336 (FC)	4

<b>CELOTEX</b>	<b>SIZE</b>	<b>EDGE</b>	<b>ARMSTRONG</b>	<b>USG</b>
<b>BAROQUE</b>			<b>CORTEGA</b>	<b>OMNI</b>
BET-150	24x24	NARROW REVEAL	2195/6467	5551
BET-154	24x24	REVEAL	704/2833	323
BET-157	24x24	TRIM	770	344
BET-177	24x60	TRIM	772	346
BET-194	24x48	REVEAL	703	330
BET-197	24x48	TRIM	769	345
BET-2067	20x60	TRIM	773	334
PBT-154 (PR)	24x24	REVEAL	816 (FG)	336 (FC)
PBT-157 (PR)	24x24	TRIM	824 (FG)	338 (FC)
PBT-197 (PR)	24x48	TRIM	823 (FG)	339 (FC)
<b>FISSURED</b>			<b>FISSURED</b>	<b>FISSURED</b>
FH-150	24x24	NARROW REVEAL		
FH-154	24x24	REVEAL	705	506
FH-157	24x24	TRIM	756	560
FH-177	24x60	TRIM	762	
FH-194	24x48	REVEAL	759	507
FH-197	24x48	TRIM	755	562
PFH-154 (PR)	24x24	REVEAL	815 (FG)	517 (FC)
PFH-157 (PR)	24x24	TRIM	896 (FG)	585 (FC)
PFH-197 (PR)	24x48	TRIM	895 (FG)	586 (FC)
<b>ND PERFORATED</b>			<b>CLASSIC</b>	<b>PIN PERFORATED II</b>
NDP-157	24x24	TRIM	751	462
NDP-197	24x48	TRIM	758	464
PNP-157 (PR)	24x24	TRIM		472 (FC)
PNP-197 (PR)	24x48	TRIM	890 (FG)	474 (FC)
<b>ND PERFORATED STIPPLED</b>			<b>GEORGIAN/TUNDRA</b>	<b>Tahoe Pebbled Olympia Touchstone</b>
NPS-150	24x24	NARROW REVEAL	1753/304	5869
NPS-154	24x24	REVEAL	1752/303	5780 4805 5866
NPS-157	24x24	TRIM	764/301	632 4801 5890
NPS-197	24x48	TRIM	763/302	633 4800 5891
PNS-157 (PR)	24x24	TRIM	839 (FG)	4851(FC) 4971(FC) 5893(FC)
PNS-197 (PR)	24x48	TRIM	898 (FG)/840 (FG)	4850(FC) 4970(FC) 5894(FC)
<b>STIPPLED UNPERFORATED</b>				
TMU-157	24x24	TRIM		
TMU-197	24x48	TRIM		
PTU-157 (PR)	24x24	TRIM		
PTU-197 (PR)	24x48	TRIM		

<b>CELOTEX</b>	<b>SIZE</b>	<b>EDGE</b>	<b>ARMSTRONG</b>	<b>USG</b>
<b>TEXTURED BAROQUE</b>			<b>DESIGNER</b>	<b>ASPEN</b>
TBQ-150	24x24	NARROW REVEAL		649
TBQ-154	24x24	REVEAL	737	
TBQ-157	24x24	TRIM	735	
TBQ-197	24x48	TRIM	734	
PBQ-154 (PR)	24x24	REVEAL	838 (FG)	3845 (FC)
PBQ-157 (PR)	24x48	TRIM		
PBQ-197 (PR)	24x48	TRIM	833 (FG)	
<b>BAROQUE CUSTOMLINE</b>			<b>CORTEGA SECOND LOOK</b>	<b>OMNI FACE CUTS/OMNI CLIMA PLUS</b>
BQCL-224	24x48	REVEAL	2767	3575/924
BQCL-326	24x48	REVEAL	2790	3578/926
BQCL-448	24x48	REVEAL	2768	3565/948
BQCL-812	24x48	REVEAL	2765	3570/912
BQCLN-224	24x48	NARROW REVEAL	2776	3576/927
BQCLN-326	24x48	NARROW REVEAL	2778	3571/946
BQCLN-448	24x48	NARROW REVEAL	2777	3567/947
BQCLN-812	24x48	NARROW REVEAL	2775	3571/914
PBQCL-224 (PR)	24x48	REVEAL	2758 (FG)	3472 (FC)
PBQCL-448 (PR)	24x48	REVEAL	2761 (FG)	3465 (FC)
PBQCL-812 (PR)	24x48	REVEAL	2766 (FG)	3470 (FC)
<b>FINE FISSURED 224</b>			<b>FINE FISSURED SECOND LOOK</b>	
FFT-224	24x48	TIER REVEAL	1766	
FFR-224	24x48	RADIUS REVEAL		
<b>FINE FISSURED 448</b>			<b>FINE FISSURED SECOND LOOK</b>	
FFT-448	24x48	TIER REVEAL	1767	
FFR-448	24x48	RADIUS REVEAL		
<b>FINE FISSURED 812</b>			<b>FINE FISSURED SECOND LOOK</b>	
FFT-812	24x48	TIER REVEAL	1765	
FFR-812	24x48	RADIUS REVEAL		

<b>CELOTEX</b>	<b>SIZE</b>	<b>EDGE</b>	<b>ARMSTRONG</b>	<b>USG</b>
<b>FINE FISSURED</b>			<b>FINE FISSURED</b>	
HHF-150	24x24	NARROW REVEAL	1734	
HHF-154	24x24	REVEAL	1732	
HHF-157	24x24	TRIM	1728	
HHF-197	24x48	TRIM	1729	
PFF-154 (PR)	24x24	REVEAL	1833 (FG)	
PFF-157 (PR)	24x24	TRIM	1831 (FG)	
PFF-197 (PR)	24x48	REVEAL	1834 (FG)	
PFF-450 (PR)	24x24	NARROW REVEAL	1835 (FG)	
<b>EVEREST</b>			<b>CIRRUS TEGULAR (non-cast)*</b>	<b>FROST</b>
EST-450	24x24	NARROW	589	418
EST-454	24x24	REVEAL	584	414
PST-454 (PR)	24x24	REVEAL	578 (FG)	415 (FC)
REV-124	24x24	RADIUS REVEAL		
EST-224	24x48	REVEAL		
EST-494	24x48	REVEAL		450
EST-490	24x48	NARROW REVEAL		
<b>EVEREST DESIGNER</b>			<b>CORTEGA FINE LOOK/CIRRUS (non-cast)*</b>	<b>FROST FACE CUTS</b>
EST-12L	24x24	NARROW REVEAL	6406	427 Checkline
EST-16	24x24	NARROW REVEAL		416 Chex/16
EST-64	24x24	NARROW REVEAL	6407	436 Chex/36
EST-412	24x24	NARROW REVEAL		448 Chex/4
<b>CHASE</b>				
MC-412	12x12	BEVEL, KERFED		
MC-450	24x24	NARROW		
MC-454	24x24	REVEAL		
PMC-412 (PR)	12x12	BEVEL, KERFED		
PMC-454 (PR)	24x24	REVEAL		
<b>CHASETONE</b>				<b>FROST FACE CUTS</b>
CT-24 L	24x24	REVEAL		427 Checkline
CTP-24 L	24x24	REVEAL		
<b>LEBARON SERIES</b>				<b>GLACIER</b>
DMT-450	24x24	NARROW REVEAL		
DMT-454	24x24	REVEAL		748 Chex/4

\*NOTE: Armstrong does not produce cast products.

<b>CELOTEX</b>	<b>SIZE</b>	<b>EDGE</b>	<b>ARMSTRONG</b>	<b>USG</b>
<b>NATURAL FISSURED</b>			<b>NATURAL FISSURED (non-cast)*</b>	<b>"F" FISSURED</b>
MF-412	12x12	BEVEL, KERFED	552	102
MF-416	12x12	SQUARE, KERFED	554	101
MF-450	24x24	NARROW		133
MF-454	24x24	REVEAL	507	132
MF-457	24x24	TRIM	536	131
MF-490	24x48	NARROW REVEAL		
MF-494	24x48	REVEAL		136
PF-412 (PR)	12x12	BEVEL, KERFED	520 (FG)	
PF-416 (PR)	12x12	SQUARE, KERFED	521 (FG)	
PF-454 (PR)	24x24	REVEAL	537 (FG)	141 (FC)
PF-457 (PR)	24x24	TRIM		140 (FC)
<b>ULTRA 90+</b>			<b>ULTIMA</b>	<b>MARS CLIMA PLUS</b>
ULT-412	12x12	BEVEL, KERFED		
ULT-450	24x24	NARROW REVEAL	1792/1782	86985 A
ULT-450-SS	24x24	NARROW REVEAL (Screw Slot)		
ULT-454	24x24	TAPERED REVEAL	1791/1781	86785 A
DLT-450	24x24	NARROW REVEAL		
DLT-454	24x24	TAPERED REVEAL		
PLT-412 (PR)	12x12	BEVEL, KERFED (PR)		
PLT-454 (PR)	24x24	TAPERED REVEAL (PR)		
<b>TEXTURETONE</b>			<b>STRATUS (non-cast)*</b>	<b>GLACIER</b>
MT-416	12x12	SQUARE, KERFED		701
MT-450	24x24	NARROW	530	708
MT-454	24x24	REVEAL	531	707
MT-457	24x24	TRIM		706
MT-490	24x48	NARROW		
MT-494	24x48	REVEAL		711
PT-416 (PR)	12x12	SQUARE, KERFED		
PT-454 (PR)	24x24	REVEAL		715 (FC)
PT-457 (PR)	24x24	TRIM		714 (FC)
<b>VANTAGE 10</b>			<b>FINE FISSURED/DURATEX</b>	<b>OMNI CLIMA PLUS</b>
VAN-150	24x24	NARROW REVEAL	1734	
VAN-154	24x24	REVEAL	1732	922
VAN-157	24x24	TRIM	1728	992
VAN-197	24x48	TRIM	1729	990
PVN-154 (PR)	24x24	REVEAL	1833 (FG)	921 (FC)
PVN-157 (PR)	24x24	TRIM	1831/1870 (FG)	962 (FC)
PVN-197 (PR)	24x48	TRIM	1830/1871 (FG)	960 (FC)
PVN-450 (PR)	24x24	NARROW REVEAL	1835 (FG)	

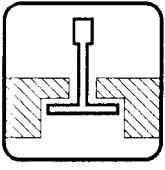

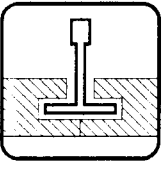
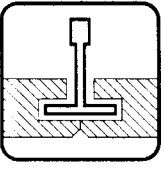
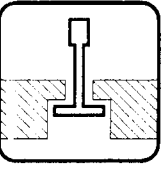
\*NOTE: Armstrong does not produce cast products.

<b>CELOTEX</b>	<b>SIZE</b>	<b>EDGE</b>	<b>ARMSTRONG</b>	<b>USG</b>
<b>VINYLTONE</b>				<b>GYPSUM LAY-IN</b>
VTS-857	24x24	TRIM		3260/4000 (FC)
VTS-897	24x48	TRIM		3270/3380 (FC)
<b>VINYL GUARD</b>			<b>CLEAN ROOM VL</b>	<b>CLEAN ROOM/METAL FACE CLIMA PLUS</b>
VG-157	24x24	TRIM	868 (FG)	56099/56093 (FC)
VG-197	24x48	TRIM	870 (FG)	56091/56094 (FC)
VGP-157	24x24	TRIM	869 (FG)	56060/56092 (FC)
VGP-197	24x48	TRIM	871 (FG)	56090/56096 (FC)
<b>HIGH NRC BAROQUE</b>			<b>OPEN PLAN CORTEGA</b>	<b>OMNI HIGH NRC</b>
BET-454 DP	24x24	REVEAL		3148
BET-457 DP	24x24	TRIM	739	3173
BET-497 DP	24x48	TRIM	768	3178
<b>HIGH NRC TEXTURETONE</b>				
HNT-450	24x24	NARROW REVEAL		
HNT-454	24x24	REVEAL		
HNT-457	24x24	TRIM		
<b>CASHMERE</b>			<b>CIRRUS</b>	<b>ECLIPSE CLIMA PLUS</b>
CM-412	12x12	BEVEL, KERFED	580	70073
CM-450	24x24	NARROW REVEAL	550	76975
CM-454	24x24	REVEAL	549	76775
CM-457	24x24	TRIM	532	76575
CM-490	24x48	NARROW REVEAL	539	78975
CM-494	24x48	REVEAL	535	78775
CM-497	24x48	TRIM	533	78575
CM-3030	30x30	NARROW REVEAL		
CM-3034	30x30	REVEAL		
PCM-450 (PR)	24x24	NARROW REVEAL	577 (FG)	76979 (FC)
PCM-454 (PR)	24x24	REVEAL	578 (FG)	76779 (FC)
PCM-457 (PR)	24x24	TRIM		76579 (FC)
PCM-494 (PR)	24x48	REVEAL		
PCM-497 (PR)	24x48	TRIM		
<b>HIGH NRC CASHMERE</b>			<b>CIRRUS OPEN PLAN</b>	<b>MILLENNIA HIGH NRC</b>
CM-450 NRCP	24x24	NARROW REVEAL	558	71606
CM-454 NRCP	24x24	REVEAL	556	76201
<b>HIGH CAC CASHMERE</b>			<b>CIRRUS</b>	<b>ECLIPSE/MILLENNIA HIGH CAC</b>
CM-450 HSTC	24x24	NARROW REVEAL	538	76975/76907
CM-454 HSTC	24x24	REVEAL	534	

\*NOTE: Armstrong does not produce cast products.

<b>CELOTEX</b>	<b>SIZE</b>	<b>EDGE</b>	<b>ARMSTRONG</b>	<b>USG</b>
<b>CASHMERE DESIGNER SERIES</b>			<b>CIRRUS SECOND LOOK</b>	<b>ECLIPSE/MILLENNIA FACE CUT</b>
CDS-224	24x48	REVEAL	513	78785/78780
CDS-448	24x48	REVEAL	514	
CDS-812	24x48	REVEAL	512	78786/78781
CDSN-12L	24x24	NARROW REVEAL		
CDSN-224	24x48	NARROW REVEAL	510	78085/78080
CDSN-448	24x48	NARROW REVEAL	511	
CDSN-812	24x48	NARROW REVEAL	508	78086/78081
<b>FRAMEWORKS</b>			<b>METAPHORS</b>	<b>QUADRA</b>
CA-400	24x24	TIER REVEAL		
CA-404	24x24	TIER REVEAL		
<b>CASHMERE INTEGRATED ACCENTS</b>				
CA-901	24x24	TIER REVEAL		
CA-903	24x24	BEVEL REVEAL		
CA-904	24x24	TIER REVEAL		
CA-907	24x24	NEO REVEAL		
<b>OGEE EDGE CASHMERE</b>			<b>CLASSIC COVE CIRRUS</b>	
CMO-124	24x24	OGEE REVEAL	616	
<b>FLUTED EDGE CASHMERE</b>			<b>BEADED CIRRUS</b>	
CMF-124	24x24	FLUTED	561	
<b>TIER EDGE CASHMERE</b>			<b>CLASSIC STEP CIRRUS</b>	<b>ECLIPSE/MILLENNIA</b>
CMTS-124	24x24	NARROW	591	72015 PEDESTALS I/72075
CMTS-124-1516	24x24	REVEAL		72715 PEDESTALS I/72710
CMTS-412	24x24	NARROW	585	72215 PEDESTALS IV/72210
CMTS-424-1516	24x24	REVEAL		72716 PEDESTALS IV/72016
PCMTS-124 (PR)	24x24	NARROW		
<b>RADIUS EDGE CASHMERE</b>			<b>NEO-STEP CIRRUS</b>	
CMR-124	24x24	NARROW		
CMR-412	24x24	NARROW		
PCMR-124 (PR)	24x24	NARROW		
<b>BEVEL EDGE CASHMERE</b>			<b>CHAMFERED EDGE CIRRUS</b>	
CMB-124	24x24	NARROW	557	
CMB-412	24x24	NARROW	627	

# DEFINED EDGE DETAILS

PROFILE	CELOTEX	ARMSTRONG	USG
	REVEAL	TEGULAR	SHADOWLINE
	TRIM	SQUARE	SQUARE
	SQUARE/KERFED	SQUARE/K4C4	SQUARE/KERFED
	BEVEL/KERFED	BEVEL/K4C4	BEVEL/KERFED
	NARROW REVEAL	TEGULAR	FINELINE/INTERLINE

**Trademarks:**

Baroque, Cashmere, Celotone, Chase, Chasetone, Customline, Everest, Hytone, LeBaron, Natural Fissured, Protectone, Softone, Texturetone and Ultra 90+ are trademarks of **Celotex Corporation**.

Cirrus, Cortega, Duratex, Fine Look, Metaphors, Second Look, Tundra, Ultima are trademarks of **Armstrong World Industries, Inc.**

Clima Plus, Eclipse, "F" Fissured, Finline, Frost, Glacier, Mars, Millennia, Quadra and USG are trademarks of **USG Interiors, Inc.**



**CELOTEX CORPORATION**  
POST OFFICE BOX 31602  
TAMPA, FLORIDA 33631

**[www.celotex.com](http://www.celotex.com)**